



Location: CMA1b - Oil St Community Liaison Centre

Report on 24-hour TSP monitoring

Action Level ($\mu\text{g}/\text{m}^3$) - 176.7

Limit Level ($\mu\text{g}/\text{m}^3$) - 260

Date	Sampling Time	Weather Condition	Filter paper no.	Filter Weight, g		Elapse Time, hr		Sampling Time, hr	Flow Rate, m^3/min			Total Volume, m^3	TSP Level, $\mu\text{g}/\text{m}^3$
				Initial	Final	Initial	Final		Initial, Q_{si}	Final, Q_{sf}	Average		
19/11/2011	15:00	Fine	001585	2.7547	2.8549	77.08	101.08	24.00	1.31	1.32	1.32	1895	53
24/11/2011	8:00	Fine	001584	2.7428	2.9485	101.08	125.08	24.00	1.32	1.32	1.32	1905	108

Report on 1-hour TSP monitoring

Action Level ($\mu\text{g}/\text{m}^3$) - 320.1

Limit Level ($\mu\text{g}/\text{m}^3$) - 500

Date	Sampling Time	Weather Condition	Filter paper no.	Filter Weight, g		Elapse Time, hr		Sampling Time, hr	Flow Rate, m^3/min			Total Volume, m^3	TSP Level, $\mu\text{g}/\text{m}^3$
				Initial	Final	Initial	Final		Initial, Q_{si}	Final, Q_{sf}	Average		
14/11/2011	8:00	Fine	001467	2.7784	2.7954	58.38	59.38	1.00	1.32	1.32	1.32	79	215
14/11/2011	13:00	Fine	001452	2.7510	2.7653	59.38	60.37	0.99	1.32	1.32	1.32	78	182
14/11/2011	16:49	Fine	001546	2.7748	2.7878	60.37	61.40	1.03	1.32	1.32	1.32	82	159
19/11/2011	8:00	Fine	001464	2.7567	2.7647	74.08	75.08	1.00	1.31	1.31	1.31	79	102
19/11/2011	9:35	Fine	001590	2.7628	2.7709	75.08	76.08	1.00	1.31	1.31	1.31	79	103
19/11/2011	13:00	Fine	001586	2.7662	2.7712	76.08	77.08	1.00	1.31	1.31	1.31	79	63
25/11/2011	8:30	Fine	001599	2.7694	2.7868	125.08	126.08	1.00	1.32	1.32	1.32	79	219
25/11/2011	10:26	Fine	001620	2.7810	2.7911	126.08	127.08	1.00	1.37	1.37	1.37	82	123
25/11/2011	13:00	Fine	001618	2.7504	2.7615	127.08	128.08	1.00	1.32	1.32	1.32	79	140



Location: CMA2a - Causeway Bay Community Centre

Report on 24-hour TSP monitoring

Action Level ($\mu\text{g}/\text{m}^3$) - 169.5

Limit Level ($\mu\text{g}/\text{m}^3$) - 260

Date	Sampling Time	Weather Condition	Filter paper no.	Filter Weight, g		Elapse Time, hr		Sampling Time, hr	Flow Rate, m^3/min			Total Volume, m^3	TSP Level, $\mu\text{g}/\text{m}^3$
				Initial	Final	Initial	Final		Initial, Q_{si}	Final, Q_{sf}	Average		
1-Nov-11	8:00	Fine	001392	2.7717	2.9308	9819.86	9843.87	24.01	1.38	1.38	1.38	1988	80
7-Nov-11	8:00	Cloudy	001440	2.7928	2.9026	9846.87	9870.86	23.99	1.40	1.40	1.40	2018	54
12-Nov-11	8:00	Fine	001516	2.7781	2.9228	9873.86	9897.86	24.00	1.39	1.39	1.39	1995	73
18-Nov-11	8:00	Fine	001550	2.7516	2.8599	9900.87	9924.87	24.00	1.37	1.38	1.38	1980	55
24-Nov-11	8:00	Fine	001626	2.7645	3.0149	9927.82	9951.86	24.04	1.36	1.36	1.36	1964	127

Report on 1-hour TSP monitoring

Action Level ($\mu\text{g}/\text{m}^3$) - 323.4

Limit Level ($\mu\text{g}/\text{m}^3$) - 500

Date	Sampling Time	Weather Condition	Filter paper no.	Filter Weight, g		Elapse Time, hr		Sampling Time, hr	Flow Rate, m^3/min			Total Volume, m^3	TSP Level, $\mu\text{g}/\text{m}^3$
				Initial	Final	Initial	Final		Initial, Q_{si}	Final, Q_{sf}	Average		
2-Nov-11	8:05	Fine	001428	2.7925	2.8045	9843.87	9844.87	1.00	1.41	1.41	1.41	84	142
2-Nov-11	9:08	Fine	001430	2.7738	2.7840	9844.87	9845.87	1.00	1.41	1.41	1.41	84	121
2-Nov-11	10:15	Fine	001432	2.7832	2.7921	9845.87	9846.87	1.00	1.41	1.41	1.41	84	105
8-Nov-11	8:58	Cloudy	001505	2.7556	2.7594	9870.86	9871.86	1.00	1.41	1.41	1.41	84	45
8-Nov-11	10:04	Cloudy	001503	2.7641	2.7674	9871.86	9872.86	1.00	1.41	1.41	1.41	84	39
8-Nov-11	11:00	Cloudy	001499	2.7686	2.7718	9872.86	9873.86	1.00	1.41	1.41	1.41	84	38
14-Nov-11	13:00	Fine	001451	2.7732	2.7862	9897.86	9898.86	1.00	1.38	1.38	1.38	83	156
14-Nov-11	14:46	Fine	001545	2.7658	2.7779	9898.86	9899.87	1.01	1.38	1.38	1.38	84	144
14-Nov-11	15:51	Fine	001547	2.7634	2.7743	9899.87	9900.87	1.00	1.38	1.38	1.38	83	131
19-Nov-11	8:15	Fine	001465	2.7632	2.7707	9924.87	9925.87	1.00	1.38	1.38	1.38	83	91
19-Nov-11	9:30	Fine	001538	2.7636	2.7747	9925.87	9926.87	1.00	1.38	1.38	1.38	83	134
19-Nov-11	13:00	Fine	001574	2.8449	2.8501	9926.87	9927.87	1.00	1.38	1.38	1.38	83	63
25-Nov-11	8:37	Fine	001625	2.7638	2.7803	9951.86	9952.86	1.00	1.39	1.38	1.39	83	198
25-Nov-11	10:15	Fine	001621	2.7892	2.8021	9952.86	9953.86	1.00	1.39	1.39	1.39	83	155
25-Nov-11	13:00	Fine	001619	2.7974	2.8083	9953.86	9954.86	1.00	1.41	1.41	1.41	85	128



Location: CMA3a - CWB PRE Site Office Area

Report on 24-hour TSP monitoring
 Action Level ($\mu\text{g}/\text{m}^3$) - 171
 Limit Level ($\mu\text{g}/\text{m}^3$) - 260

Date	Sampling Time	Weather Condition	Filter paper no.	Filter Weight, g		Elapse Time, hr		Sampling Time, hr	Flow Rate, m^3/min			Total Volume, m^3	TSP Level, $\mu\text{g}/\text{m}^3$
				Initial	Final	Initial	Final		Initial, Q_{si}	Final, Q_{sf}	Average		
1-Nov-11	8:00	Fine	001497	2.7602	2.9928	10388.61	10412.37	23.76	1.43	1.43	1.43	2046	114
7-Nov-11	8:00	Cloudy	001520	2.7782	2.9203	10415.37	10439.37	24.00	1.46	1.46	1.46	2098	68
12-Nov-11	8:00	Fine	001540	2.7867	2.9609	10442.37	10466.37	24.00	1.44	1.44	1.44	2074	84
18-Nov-11	8:00	Fine	001535	2.7546	2.8799	10469.37	10492.45	23.08	1.48	1.48	1.48	2052	61
24-Nov-11	8:00	Fine	001580	2.7732	3.1018	10495.45	10519.41	23.96	1.50	1.50	1.50	2151	153

Report on 1-hour TSP monitoring
 Action Level ($\mu\text{g}/\text{m}^3$) - 311.3
 Limit Level ($\mu\text{g}/\text{m}^3$) - 500

Date	Sampling Time	Weather Condition	Filter paper no.	Filter Weight, g		Elapse Time, hr		Sampling Time, hr	Flow Rate, m^3/min			Total Volume, m^3	TSP Level, $\mu\text{g}/\text{m}^3$
				Initial	Final	Initial	Final		Initial, Q_{si}	Final, Q_{sf}	Average		
2-Nov-11	9:37	Fine	001476	2.7671	2.7797	10412.37	10413.37	1.00	1.36	1.36	1.36	81	155
2-Nov-11	13:00	Fine	001433	2.7838	2.7968	10413.37	10414.37	1.00	1.38	1.38	1.38	83	157
2-Nov-11	15:00	Fine	001471	2.7770	2.7912	10414.37	10415.37	1.00	1.38	1.38	1.38	83	171
8-Nov-11	9:10	Cloudy	001518	2.7710	2.7762	10439.37	10440.37	1.00	1.54	1.54	1.54	92	56
8-Nov-11	10:15	Cloudy	001517	2.7762	2.7822	10440.37	10441.37	1.00	1.28	1.28	1.28	77	78
8-Nov-11	13:00	Cloudy	001446	2.7712	2.7773	10441.37	10442.37	1.00	1.43	1.43	1.43	86	71
14-Nov-11	13:03	Fine	001455	2.7552	2.7691	10466.37	10467.37	1.00	1.41	1.41	1.41	85	164
14-Nov-11	14:55	Fine	001457	2.7611	2.7766	10467.37	10468.37	1.00	1.44	1.44	1.44	86	179
14-Nov-11	16:10	Fine	001533	2.7477	2.7616	10468.37	10469.37	1.00	1.41	1.41	1.41	85	164
19-Nov-11	8:35	Fine	001453	2.7812	2.7905	10492.45	10493.45	1.00	1.41	1.41	1.41	84	110
19-Nov-11	10:00	Fine	001572	2.8325	2.8421	10493.45	10494.45	1.00	1.43	1.43	1.43	86	112
19-Nov-11	13:00	Fine	001587	2.7609	2.7673	10494.45	10495.45	1.00	1.41	1.41	1.41	84	76
25-Nov-11	9:15	Fine	001600	2.7685	2.7881	10519.41	10520.41	1.00	1.50	1.49	1.49	90	219
25-Nov-11	13:00	Fine	001591	2.7827	2.8006	10520.41	10521.41	1.00	1.44	1.44	1.44	87	207
25-Nov-11	15:15	Fine	001606	2.7494	2.7664	10521.41	10522.41	1.00	1.44	1.44	1.44	87	196



Location: CMA4a - SPCA

Report on 24-hour TSP monitoring

Action Level ($\mu\text{g}/\text{m}^3$) - 171.2
Limit Level ($\mu\text{g}/\text{m}^3$) - 260

Date	Sampling Time	Weather Condition	Filter paper no.	Filter Weight, g		Elapse Time, hr		Sampling Time, hr	Flow Rate, m^3/min			Total Volume, m^3	TSP Level, $\mu\text{g}/\text{m}^3$
				Initial	Final	Initial	Final		Initial, Q_{si}	Final, Q_{sf}	Average		
1-Nov-11	8:00	Fine	001498	2.7650	2.9099	14038.31	14062.31	24.00	1.13	1.13	1.13	1621	89
7-Nov-11	8:00	Cloudy	001511	2.7514	2.8226	14065.31	14089.30	23.99	1.05	1.05	1.05	1516	47
12-Nov-11	8:00	Fine	001448	2.7739	2.9055	14092.31	14116.31	24.00	1.13	1.13	1.13	1627	81
18-Nov-11	8:00	Fine	001534	2.7527	2.8379	14119.30	14143.30	24.00	1.10	1.10	1.10	1582	54
24-Nov-11	8:00	Fine	001627	2.7866	3.0045	14146.30	14170.30	24.00	1.16	1.16	1.16	1664	131

Report on 1-hour TSP monitoring

Action Level ($\mu\text{g}/\text{m}^3$) - 312.5
Limit Level ($\mu\text{g}/\text{m}^3$) - 500

Date	Sampling Time	Weather Condition	Filter paper no.	Filter Weight, g		Elapse Time, hr		Sampling Time, hr	Flow Rate, m^3/min			Total Volume, m^3	TSP Level, $\mu\text{g}/\text{m}^3$
				Initial	Final	Initial	Final		Initial, Q_{si}	Final, Q_{sf}	Average		
2-Nov-11	9:22	Fine	001477	2.7721	2.7788	14062.31	14063.31	1.00	1.01	1.01	1.01	61	111
2-Nov-11	13:00	Fine	001439	2.7892	2.7961	14063.31	14064.31	1.00	1.10	1.10	1.10	66	104
2-Nov-11	14:55	Fine	001482	2.7875	2.7943	14064.31	14065.31	1.00	1.06	1.06	1.06	63	107
8-Nov-11	8:56	Cloudy	001519	2.7907	2.7935	14089.30	14090.30	1.00	1.10	1.10	1.10	66	42
8-Nov-11	10:05	Cloudy	001443	2.7812	2.7850	14090.30	14091.30	1.00	1.15	1.15	1.15	69	55
8-Nov-11	13:22	Cloudy	001447	2.7612	2.7648	14091.30	14092.30	1.00	1.15	1.15	1.15	69	52
14-Nov-11	13:00	Fine	001454	2.7507	2.7602	14116.30	14117.30	1.00	1.11	1.11	1.11	66	143
14-Nov-11	14:52	Fine	001531	2.7655	2.7744	14117.30	14118.30	1.00	1.11	1.11	1.11	66	134
14-Nov-11	16:56	Fine	001532	2.7557	2.7630	14118.30	14119.30	1.00	1.11	1.11	1.11	66	110
19-Nov-11	8:32	Fine	001536	2.7355	2.7423	14143.30	14144.30	1.00	1.10	1.10	1.10	66	103
19-Nov-11	9:50	Fine	001571	2.8522	2.8573	14144.30	14145.30	1.00	1.10	1.10	1.10	66	77
19-Nov-11	10:53	Fine	001573	2.8285	2.8338	14145.30	14146.30	1.00	1.10	1.10	1.10	66	80
25-Nov-11	9:09	Fine	001624	2.7828	2.7927	14170.30	14171.30	1.00	1.16	1.15	1.15	69	143
25-Nov-11	13:00	Fine	001592	2.7540	2.7629	14171.30	14172.30	1.00	1.16	1.16	1.16	69	128
25-Nov-11	15:00	Fine	001605	2.7661	2.7753	14172.30	14173.30	1.00	1.16	1.16	1.16	69	133



Location: CMA5a - Children Garden opposite to Pedestrian Plaza

Report on 24-hour TSP monitoring

Action Level ($\mu\text{g}/\text{m}^3$) - 181
Limit Level ($\mu\text{g}/\text{m}^3$) - 260

181
260

Date	Sampling Time	Weather Condition	Filter paper no.	Filter Weight, g		Elapse Time, hr		Sampling Time, hr	Flow Rate, m^3/min			Total Volume, m^3	TSP Level, $\mu\text{g}/\text{m}^3$
				Initial	Final	Initial	Final		Initial, Q_{si}	Final, Q_{sf}	Average		
1-Nov-11	8:00	Fine	001393	2.7831	2.9374	15021.19	15045.18	23.99	1.18	1.18	1.18	1693	91
7-Nov-11	8:00	Cloudy	001481	2.7868	2.8917	15048.18	15072.18	24.00	1.17	1.17	1.17	1688	62
12-Nov-11	8:00	Fine	001469	2.7843	2.9289	15075.18	15099.18	24.00	1.21	1.21	1.21	1742	83
18-Nov-11	8:00	Fine	001459	2.7614	2.8833	15102.18	15126.18	24.00	1.17	1.17	1.17	1686	72
24-Nov-11	8:00	Fine	001577	2.7806	3.0177	15129.18	15153.17	23.99	1.18	1.19	1.18	1705	139

Report on 1-hour TSP monitoring

Action Level ($\mu\text{g}/\text{m}^3$) - 332
Limit Level ($\mu\text{g}/\text{m}^3$) - 500

Date	Sampling Time	Weather Condition	Filter paper no.	Filter Weight, g		Elapse Time, hr		Sampling Time, hr	Flow Rate, m^3/min			Total Volume, m^3	TSP Level, $\mu\text{g}/\text{m}^3$
				Initial	Final	Initial	Final		Initial, Q_{si}	Final, Q_{sf}	Average		
2-Nov-11	8:45	Fine	001475	2.7631	2.7760	15045.18	15046.18	1.00	1.06	1.06	1.06	64	202
2-Nov-11	10:00	Fine	001479	2.7729	2.7816	15046.18	15047.18	1.00	1.09	1.09	1.09	66	133
2-Nov-11	13:00	Fine	001435	2.7833	2.7894	15047.18	15048.18	1.00	1.06	1.06	1.06	64	96
8-Nov-11	8:10	Cloudy	001470	2.7838	2.7879	15072.18	15073.18	1.00	1.26	1.26	1.26	76	54
8-Nov-11	9:15	Cloudy	001441	2.7849	2.7895	15073.18	15074.18	1.00	1.26	1.26	1.26	76	61
8-Nov-11	10:35	Cloudy	001449	2.7622	2.7668	15074.18	15075.18	1.00	1.26	1.26	1.26	76	61
14-Nov-11	9:46	Fine	001514	2.7775	2.7892	15099.18	15100.18	1.00	1.24	1.24	1.24	74	158
14-Nov-11	13:15	Fine	001456	2.7570	2.7681	15100.18	15101.18	1.00	1.24	1.24	1.24	74	150
14-Nov-11	14:40	Fine	001483	2.7907	2.8036	15101.18	15102.18	1.00	1.24	1.24	1.24	74	174
19-Nov-11	8:50	Fine	001537	2.7547	2.7654	15126.18	15127.18	1.00	1.23	1.23	1.23	74	145
19-Nov-11	9:50	Fine	001589	2.7616	2.7720	15127.18	15128.18	1.00	1.23	1.23	1.23	74	141
19-Nov-11	13:00	Fine	001575	2.8468	2.8560	15128.18	15129.18	1.00	1.23	1.23	1.23	74	125
25-Nov-11	8:10	Fine	001597	2.7663	2.7811	15153.17	15154.17	1.00	1.24	1.24	1.24	74	199
25-Nov-11	9:30	Fine	001623	2.7783	2.7917	15154.17	15155.17	1.00	1.24	1.24	1.24	74	180
25-Nov-11	13:19	Fine	001601	2.7675	2.7775	15155.17	15156.17	1.00	1.24	1.24	1.24	74	134



Location: CMA6a - WD2 PRE Office

Report on 24-hour TSP monitoring

Action Level - 187.3 $\mu\text{g}/\text{m}^3$
 Limit Level - 260 $\mu\text{g}/\text{m}^3$

Date	Sampling Time	Weather Condition	Filter paper no.	Filter Weight, g		Elapse Time, hr		Sampling Time, hr	Flow Rate, m^3/min			Total Volume, m^3	TSP Level, $\mu\text{g}/\text{m}^3$
				Initial	Final	Initial	Final		Initial, Q_{si}	Final, Q_{sf}	Average		
1-Nov-11	8:00	Fine	001394	2.7690	2.9144	13320.56	13344.56	24.00	1.16	1.16	1.16	1669	87
7-Nov-11	8:00	Cloudy	001436	2.7851	2.8755	13347.56	13371.56	24.00	1.18	1.18	1.18	1704	53
12-Nov-11	8:00	Fine	001468	2.7682	2.9020	13374.56	13398.57	24.01	1.25	1.25	1.25	1802	74
18-Nov-11	8:00	Fine	001458	2.7704	2.8791	13401.57	13425.57	24.00	1.21	1.21	1.21	1742	62
24-Nov-11	8:00	Fine	001578	2.7604	2.9702	13428.57	13452.57	24.00	1.17	1.17	1.17	1682	125

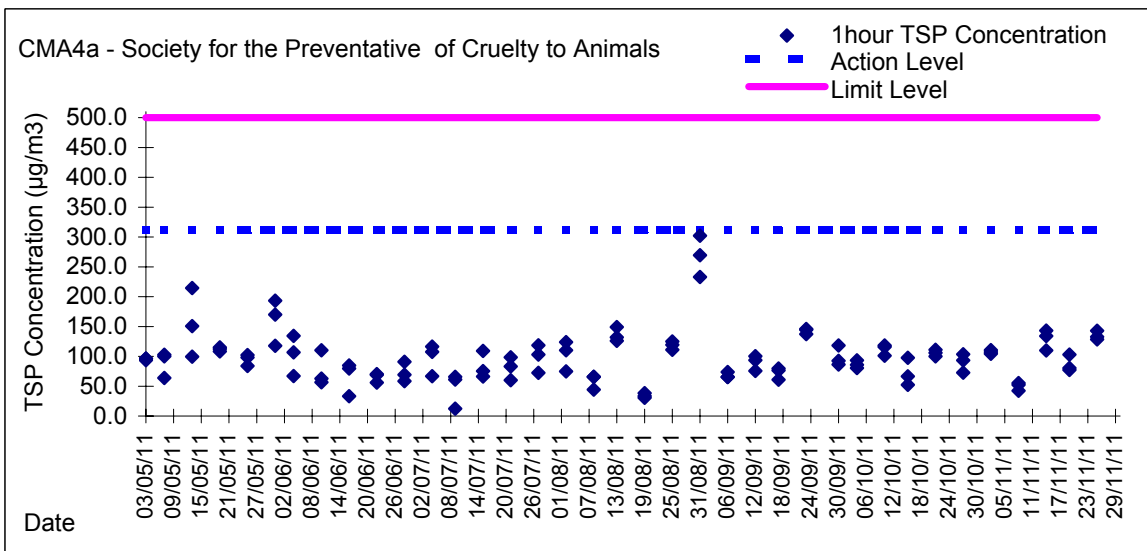
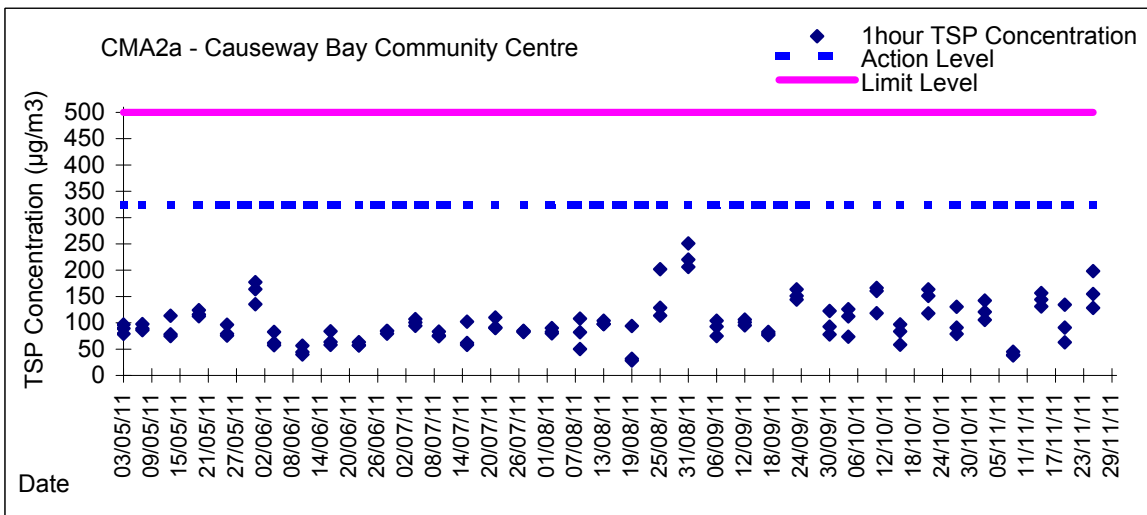
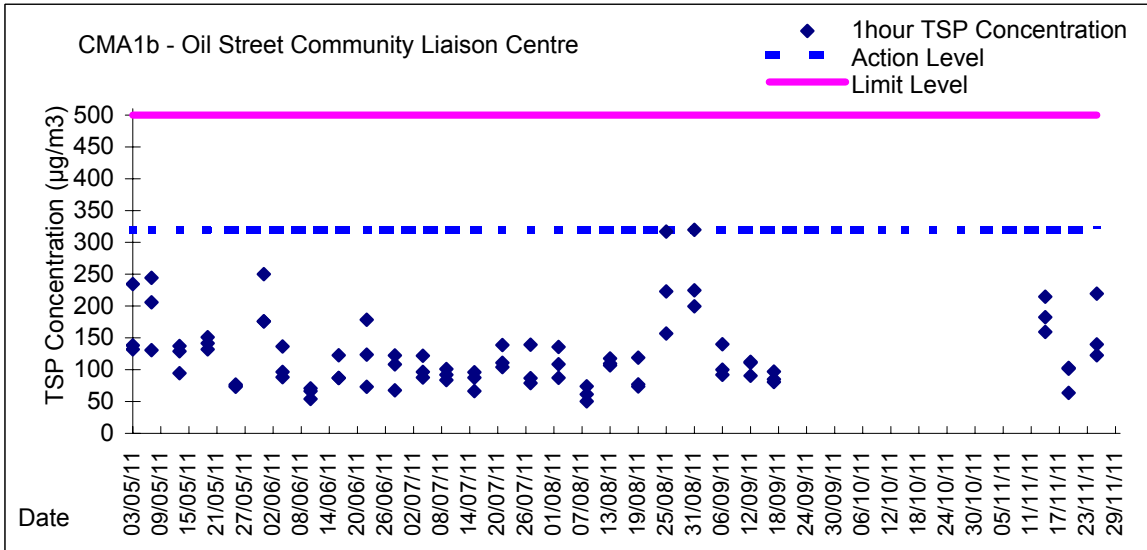
Report on 1-hour TSP monitoring

Action Level - 300.1 $\mu\text{g}/\text{m}^3$
 Limit Level - 500 $\mu\text{g}/\text{m}^3$

Date	Sampling Time	Weather Condition	Filter paper no.	Filter Weight, g		Elapse Time, hr		Sampling Time, hr	Flow Rate, m^3/min			Total Volume, m^3	TSP Level, $\mu\text{g}/\text{m}^3$
				Initial	Final	Initial	Final		Initial, Q_{si}	Final, Q_{sf}	Average		
2-Nov-11	8:40	Fine	001474	2.7760	2.7861	13344.56	13345.56	1.00	1.16	1.16	1.16	70	145
2-Nov-11	9:55	Fine	001478	2.7748	2.7845	13345.56	13346.56	1.00	1.22	1.16	1.19	71	136
2-Nov-11	10:59	Fine	001480	2.7766	2.7831	13346.56	13347.56	1.00	1.16	1.16	1.16	70	93
8-Nov-11	8:18	Cloudy	001437	2.7975	2.8009	13371.56	13372.56	1.00	1.27	1.27	1.27	76	45
8-Nov-11	9:25	Cloudy	001442	2.7807	2.7839	13372.56	13373.56	1.00	1.22	1.22	1.22	73	44
8-Nov-11	10:45	Cloudy	001450	2.7584	2.7618	13373.56	13374.56	1.00	1.22	1.22	1.22	73	47
14-Nov-11	9:06	Fine	001515	2.7715	2.7824	13398.57	13399.57	1.00	1.16	1.16	1.16	70	156
14-Nov-11	13:25	Fine	001513	2.7681	2.7774	13399.57	13400.57	1.00	1.22	1.22	1.22	73	127
14-Nov-11	14:30	Fine	001512	2.7612	2.7750	13400.57	13401.57	1.00	1.16	1.16	1.16	70	198
19-Nov-11	9:00	Fine	001466	2.7591	2.7670	13425.57	13426.57	1.00	1.10	1.10	1.10	66	120
19-Nov-11	10:10	Fine	001588	2.7792	2.7855	13426.57	13427.57	1.00	1.21	1.21	1.21	73	87
19-Nov-11	13:00	Fine	001576	2.7774	2.7812	13427.57	13428.57	1.00	1.16	1.16	1.16	69	55
25-Nov-11	8:20	Fine	001598	2.7526	2.7667	13452.57	13453.57	1.00	1.23	1.22	1.22	73	192
25-Nov-11	9:39	Fine	001622	2.7925	2.8017	13453.57	13454.57	1.00	1.20	1.20	1.20	72	128
25-Nov-11	13:29	Fine	0016.2	2.7774	2.7863	13454.57	13455.57	1.00	1.17	1.17	1.17	70	127

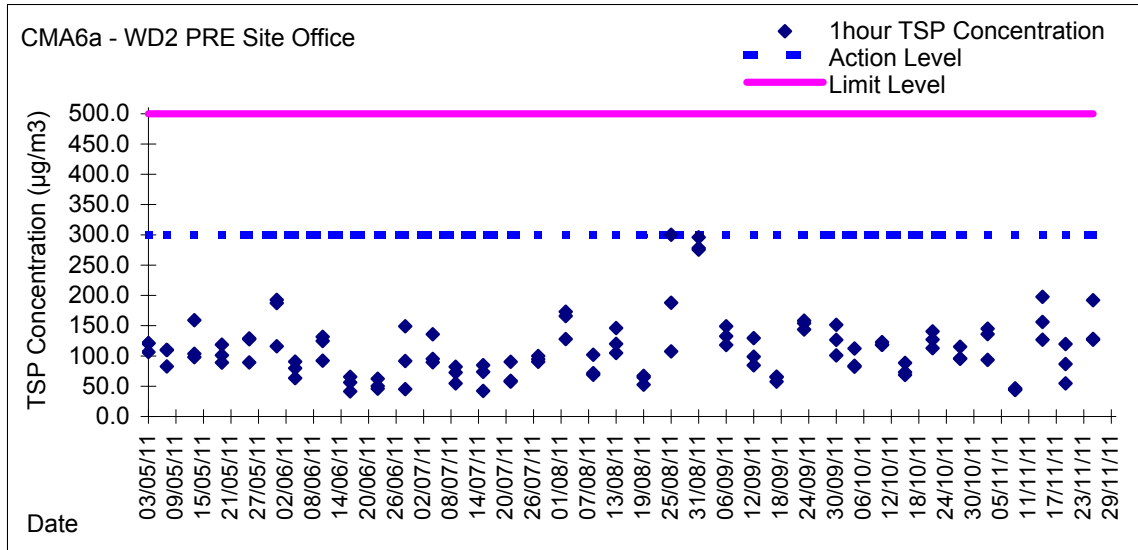
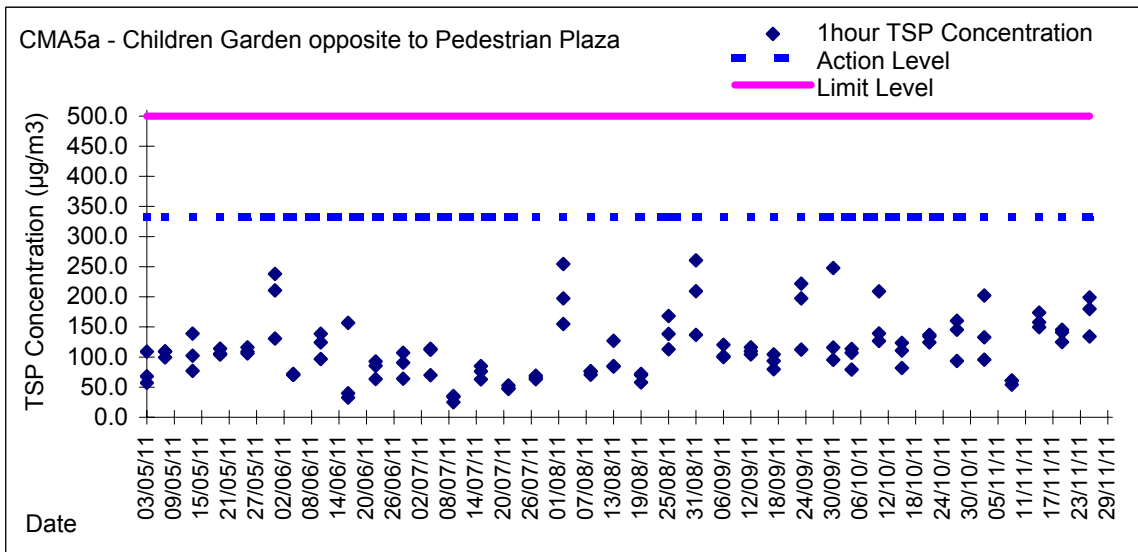
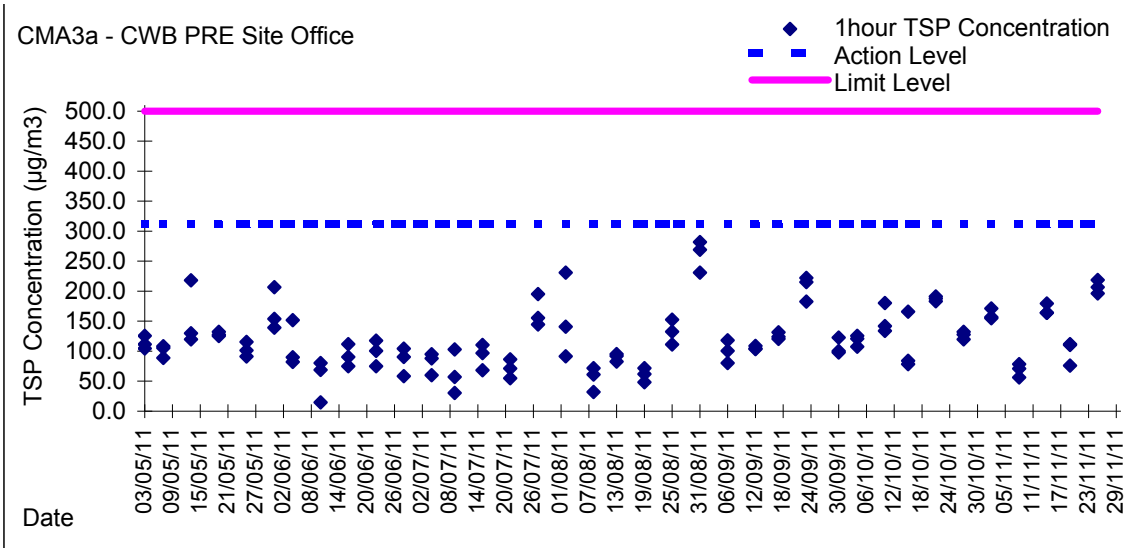


Graphic Presentation of 1 hour TSP Result



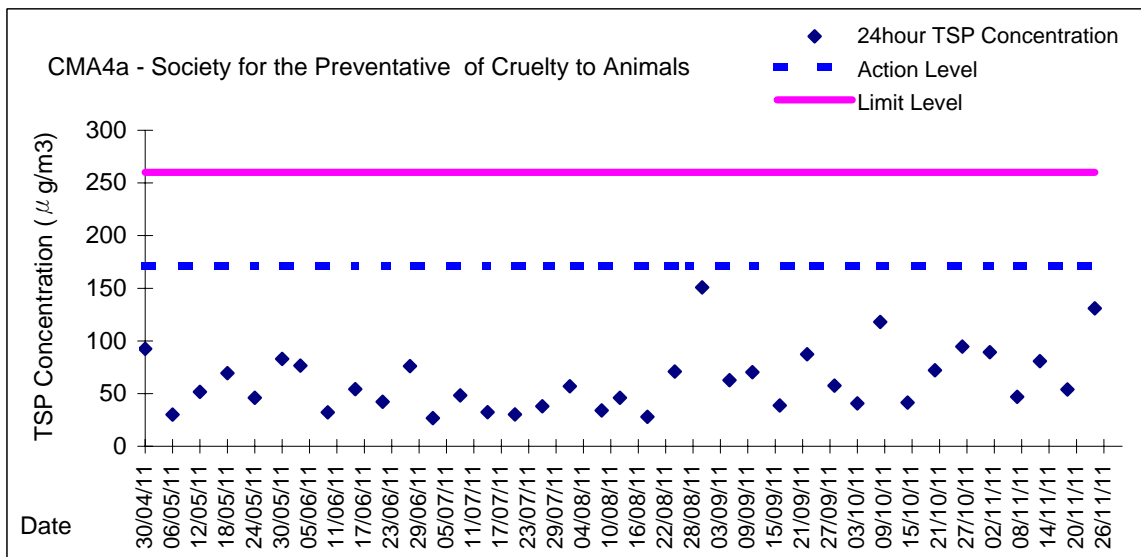
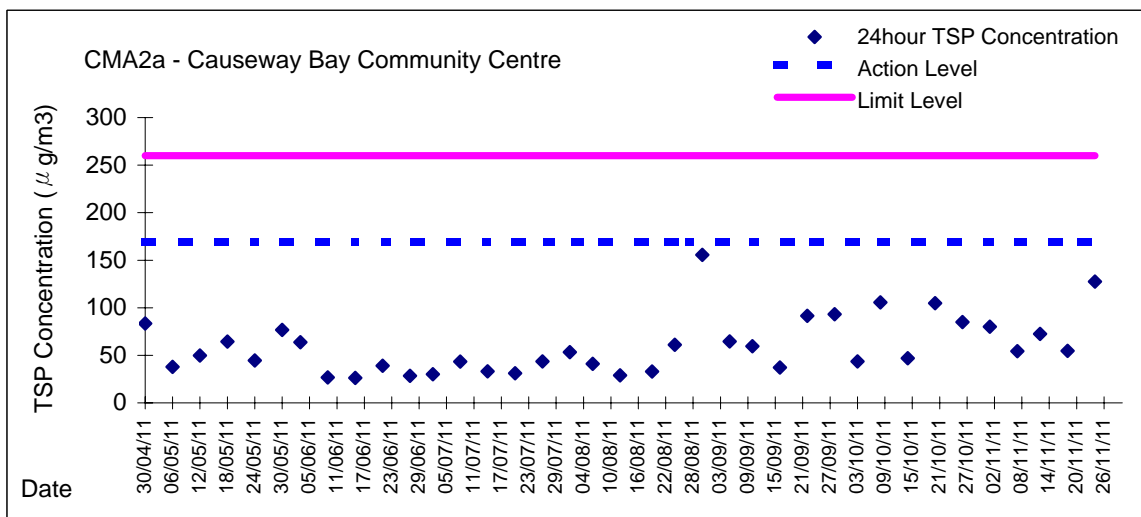
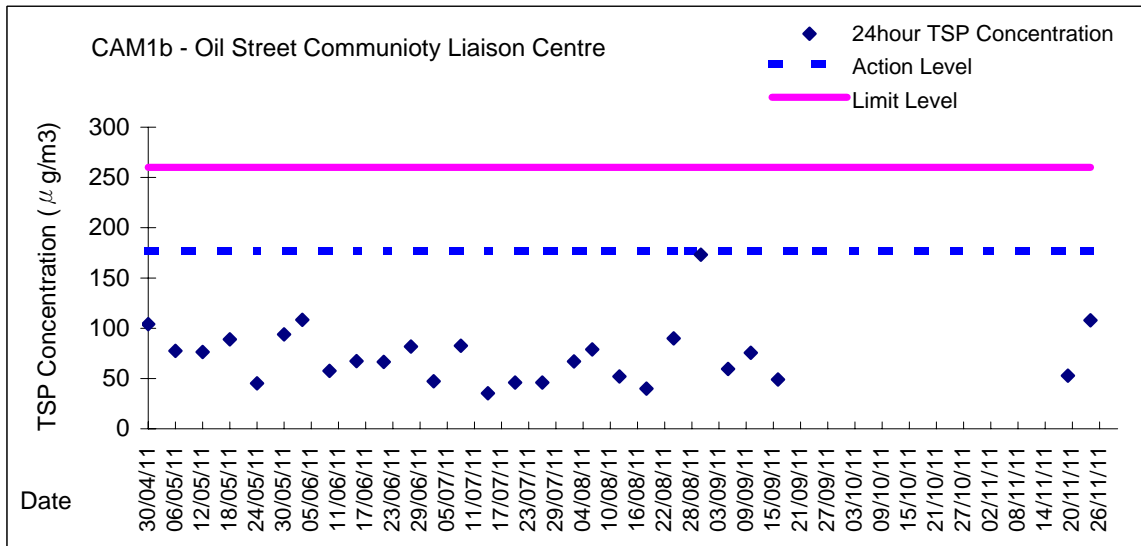


Graphic Presentation of 1 hour TSP Result





Graphic Presentation of 24 hour TSP Result





Graphic Presentation of 24 hour TSP Result

